

# Application of artificial neural networks for problems of gamma astronomy

A.Kryukov (SINP MSU), E.Gres (IGU)

# Outline

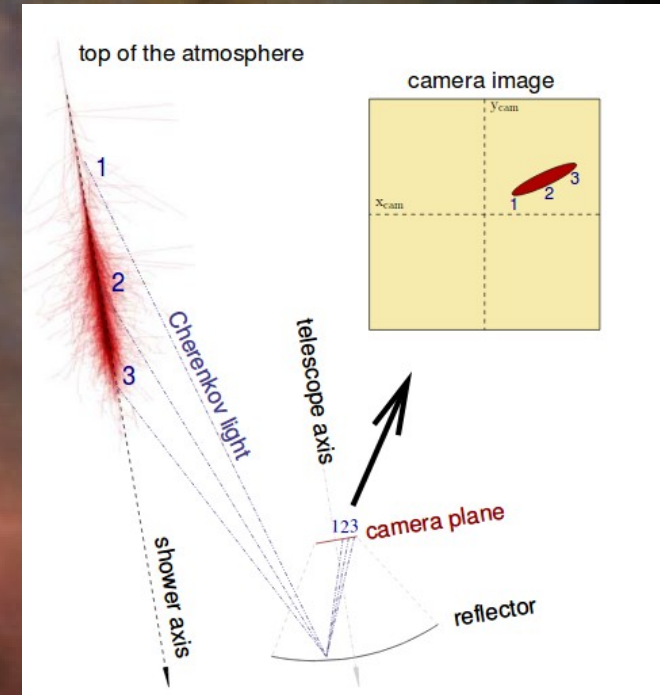
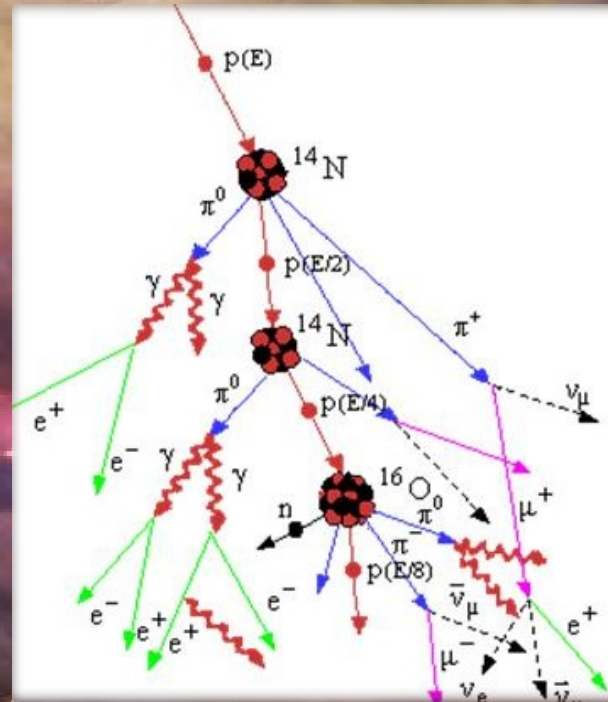
- Introduction to ANN
- What is an Artificial neuron network
  - Convolutional NN (CNN)
- Problems of data processing in gamma astronomy
- Energy identification by IACT in TAIGA
- Stereo mode in TAIGA
- Conclusion

# DL Particle Astrophysics Team

- Team members:
  - A. Demichev (SINP MSU),
  - Ju Dubenskaya (SINP MSU),
  - E. Gres (IGU, Irkutsk),
  - S. Polyakov (SINP MSU),
  - A. Vlaskina (Phys. Faculty of Moscow State University)
- Tasks (not a closed list):
  - Particle identification (gamma, protons, ...)
  - Determination of EAS parameters (axis direction, EAS coordinators)
  - Determination of particle parameters (energy, spectra)
  - Image generation (fast generator as a MC replacement)

# Introduction: What is we investigate?


- Object: Universe
- How: Cosmic rays
- With: Extensive Air Shower (EAS)
- Methods:
  - IACT (TAIGA-IACT),
  - Array of Cherenkov detectors (HiSCORE)





# Introduction: New approach is AI / ML

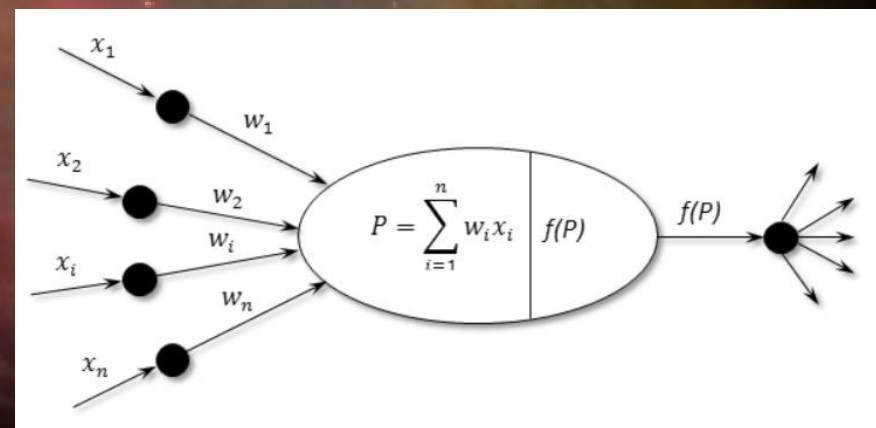
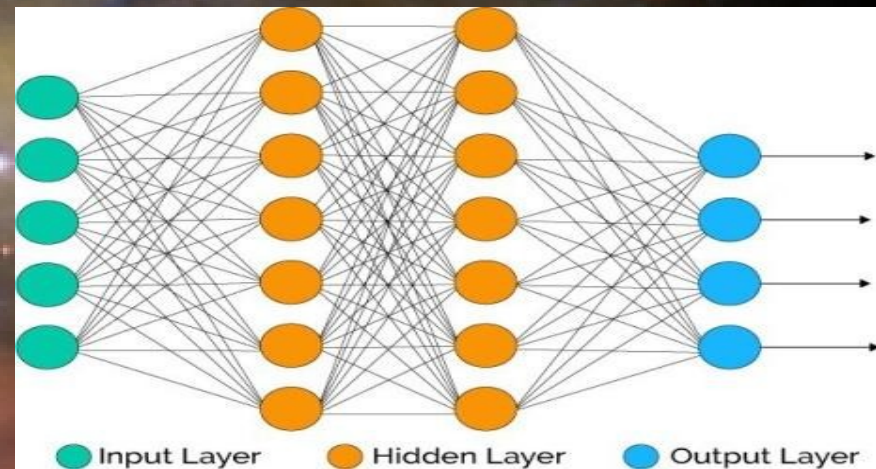
- Artificial intelligence
  - Machine learning
    - Deep learning
      - Convolutional neural network
      - ...
- Success story:
  - Pattern recognition
  - Natural language processing
  - Social media analytics
  - Robotics
  - Natural sciences





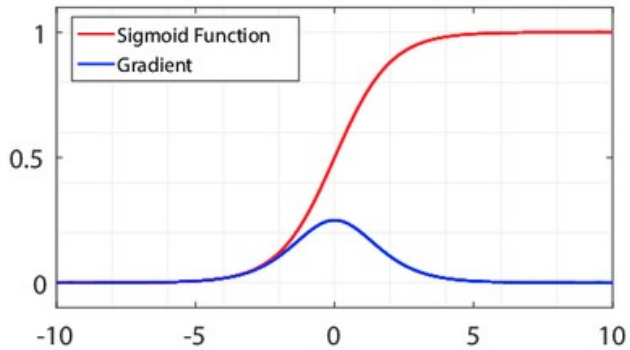
# What is ANN

- ANN is a directed graph where vertexes are artificial neurons and edges are links between them
- Each AN has multiple inputs and one output.

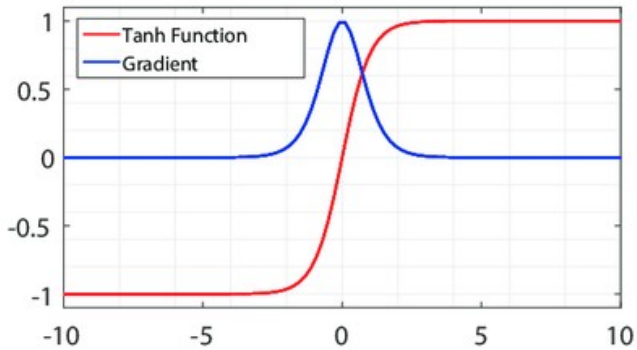




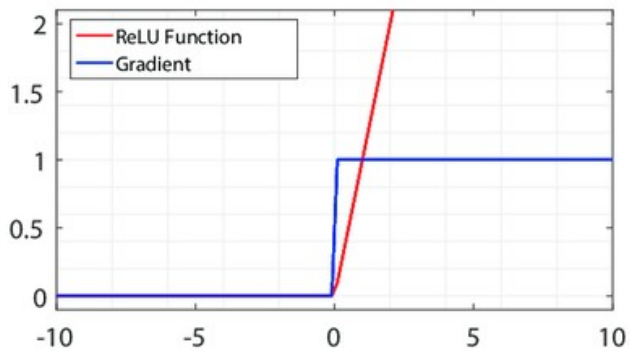
# ANN: Activation function



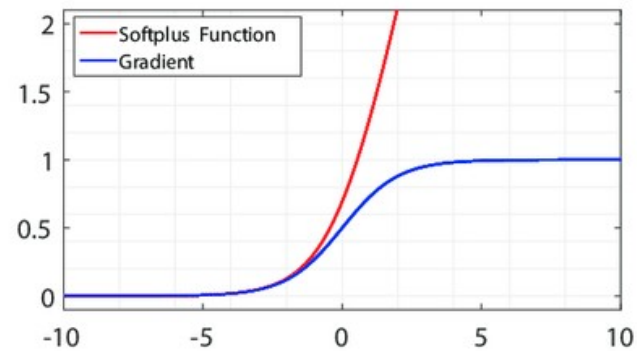
(a)



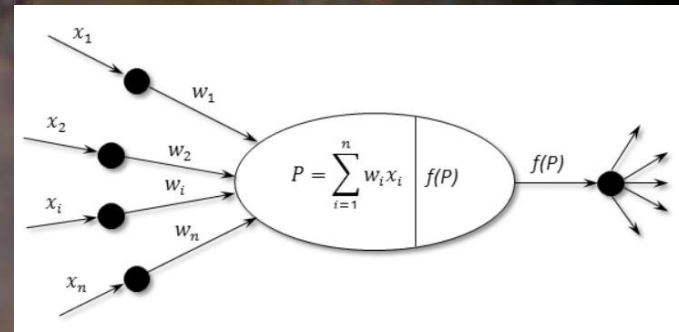
(b)



(c)



(d)



- Most popular activation function right now is ReLU

# ANN: Learning

- The loss function is a measure between the desired value of the output vector and the resulting value.

$$L(W) = \underbrace{\frac{1}{N} \sum_{i=1}^N L_i(f(x_i, W), y_i)}_{\text{Потери данных: прогнозы модели должны работать на обучающей выборке}} + \underbrace{\lambda R(W)}_{\text{Регуляризация: модель должна работать на тестовой выборке}}$$

**Потери данных:** прогнозы модели должны работать на обучающей выборке

**Регуляризация:** модель должна работать на тестовой выборке

# ANN: Lost functions

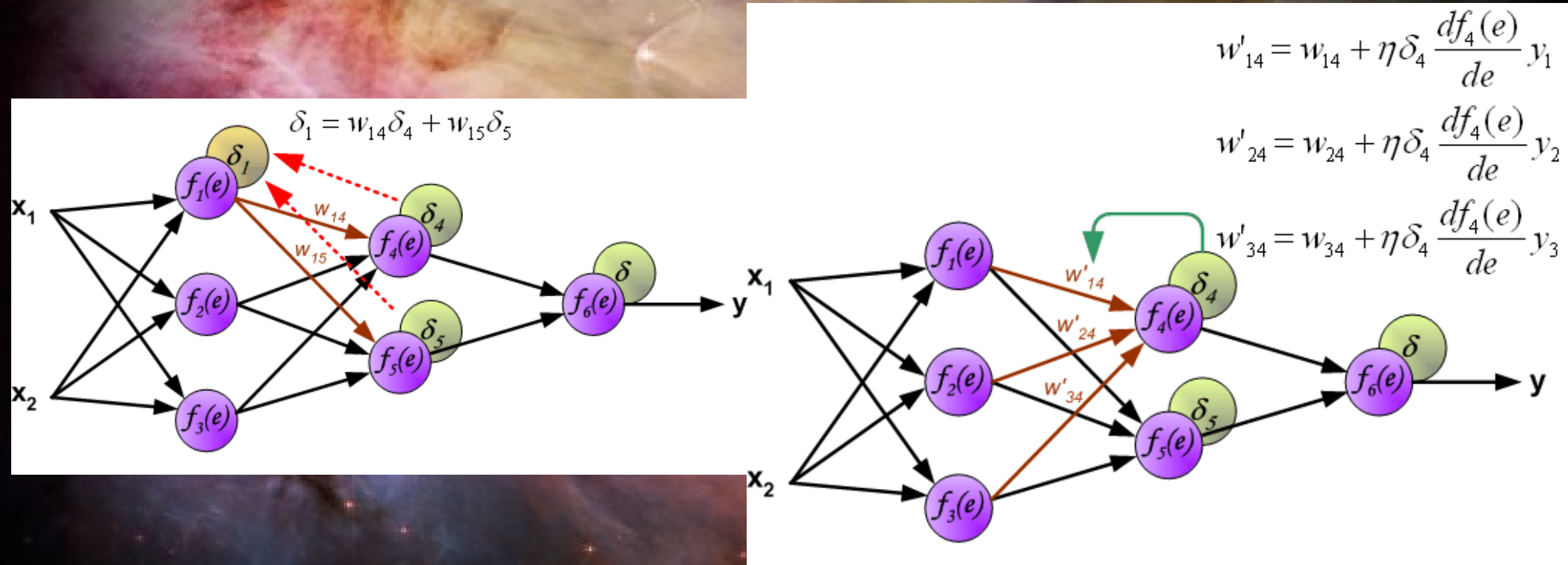
- The process of adjusting the weight vector is called training the ANN.
- Popular lost functions
  - MSE (Mean Square Error);
  - Cross entrophy;
  - Kulbaka-Leiblera mesure

$$\text{MSE} = \frac{1}{N} \sum_{i=1}^N (y_i - \hat{y}_i)^2$$

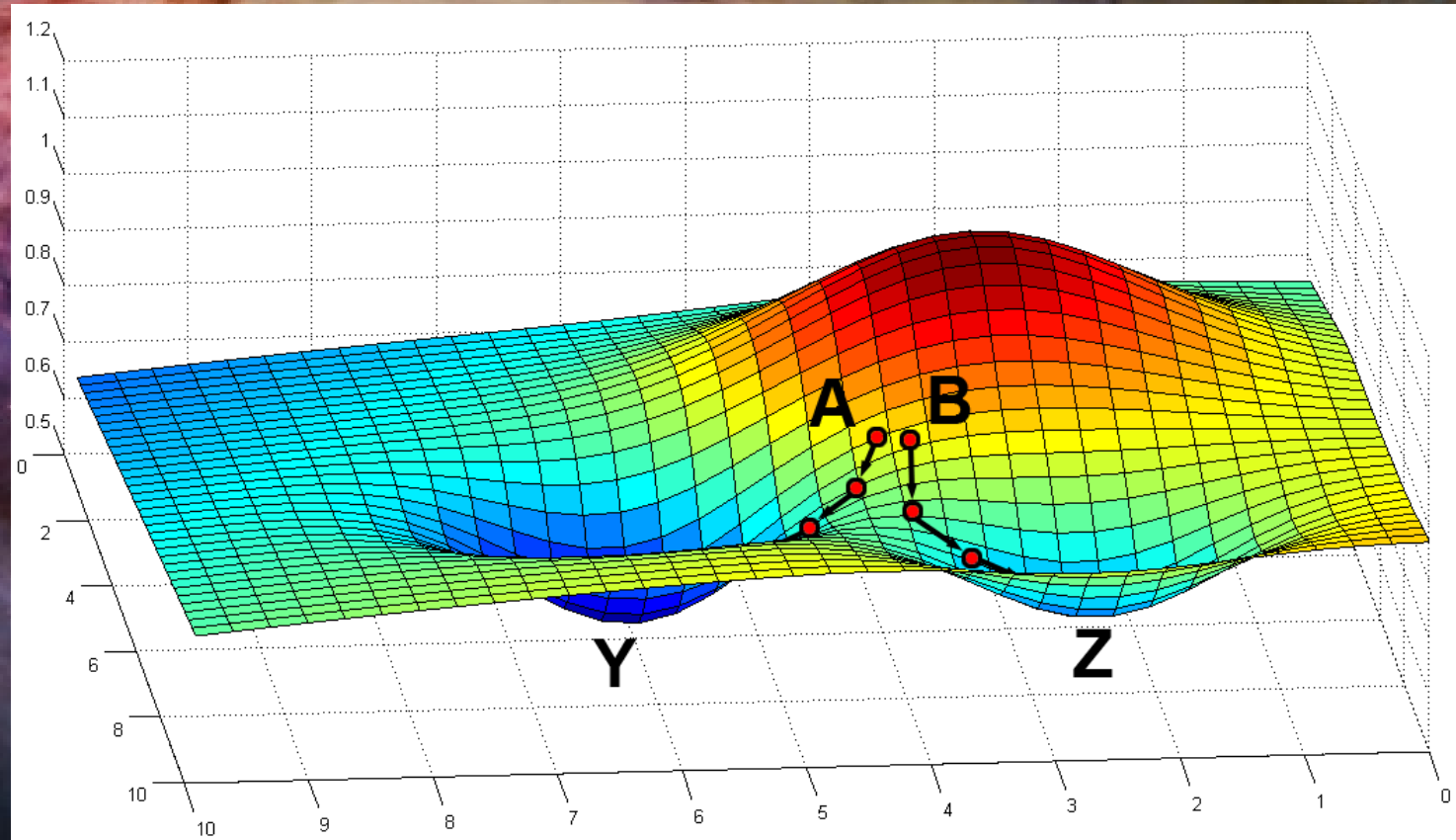
$$H(p, q) = - \sum_x p(x) \log q(x).$$

$$KL(P||Q) = \sum_i^n P_i \ln \frac{P_i}{Q_i}$$

# ANN: Error back propagation

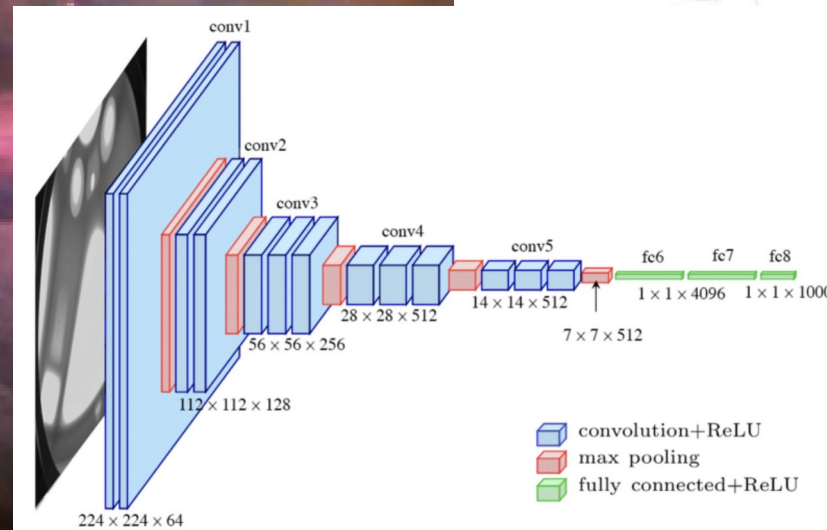
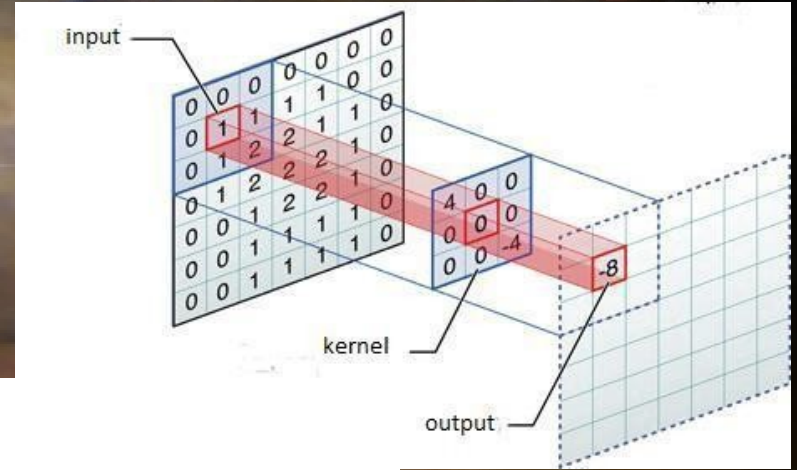


# ANN: Gradient descent



# Convolutional NN

- CNN is a special case of ANN which have one or more so called convolutional layers in the beginning.
- CNN is widely use for image analysis.



# ANN: Conclusion

- ANN is a universal approximator, the minimum of the loss function of which is achieved by means of error back propagation (gradient descent) using training examples.
- In fact, the training set is a function defined by the table, and the weights are optimization parameters in the class of functions defined by the ANN.


# Data processing in gamma astronomy

- Main problems of data processing
  - Primary particle type identification
  - Determination of the direction of the EAS axis and its coordinates
  - Determination of the parameters of primary particles
- Here we will consider the third type of problem - the determination of the energy of gamma quanta from the IACT data in the TAIGA experiment.



# IACT in TAIGA

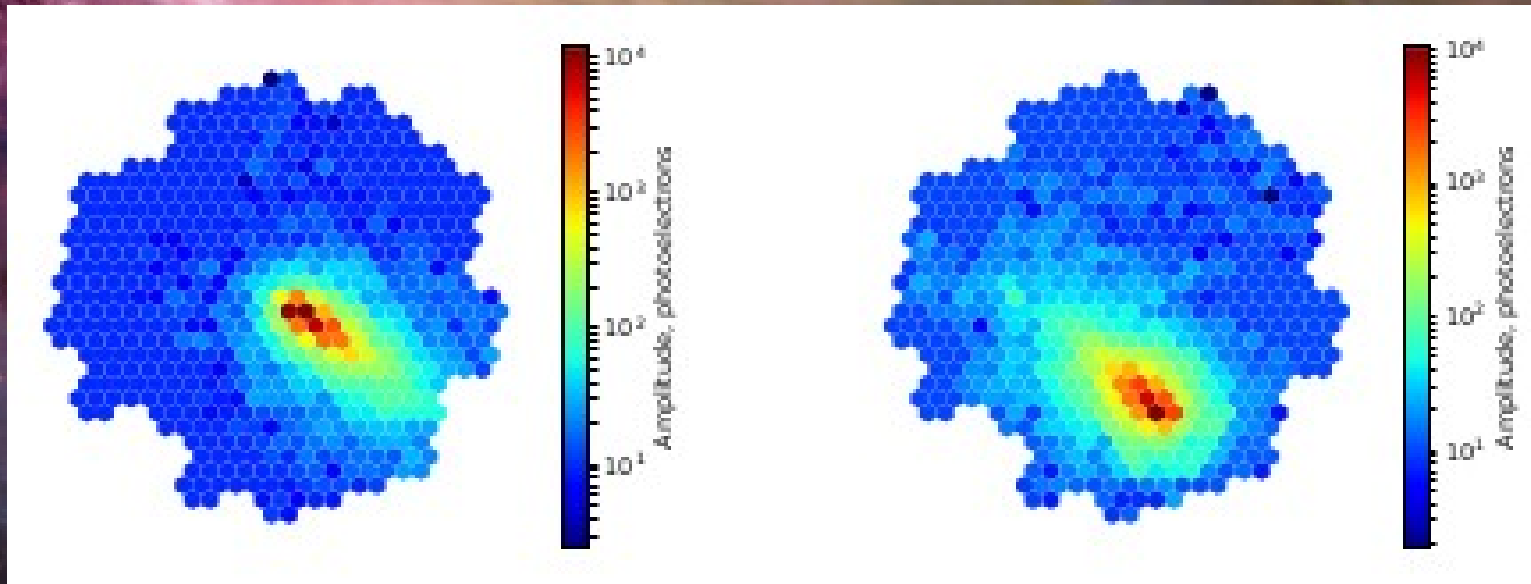
- Currently, the TAIGA experiment operates three IACTs.



IACT02

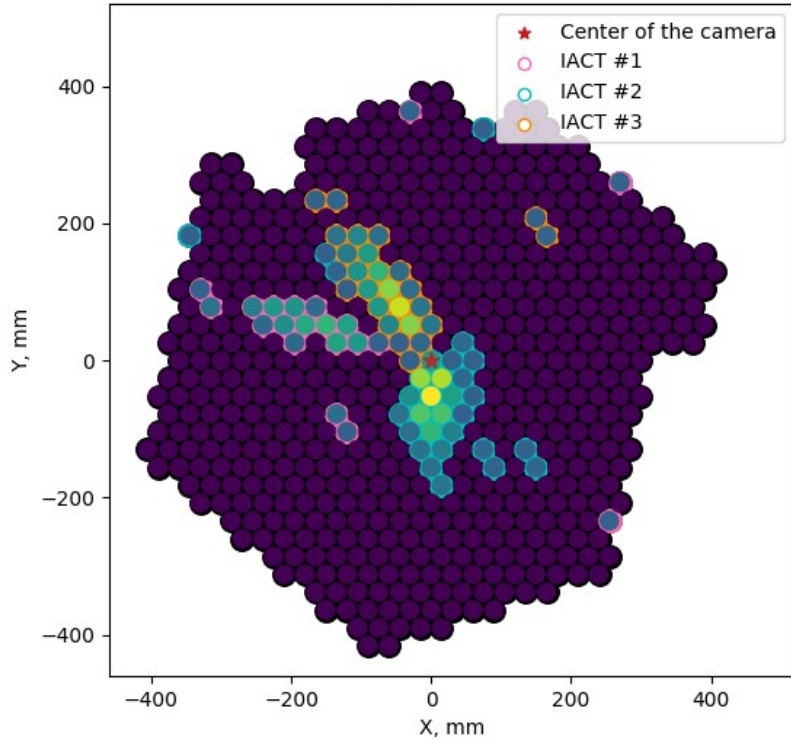
IACT01

# IACT: Image example (MC)

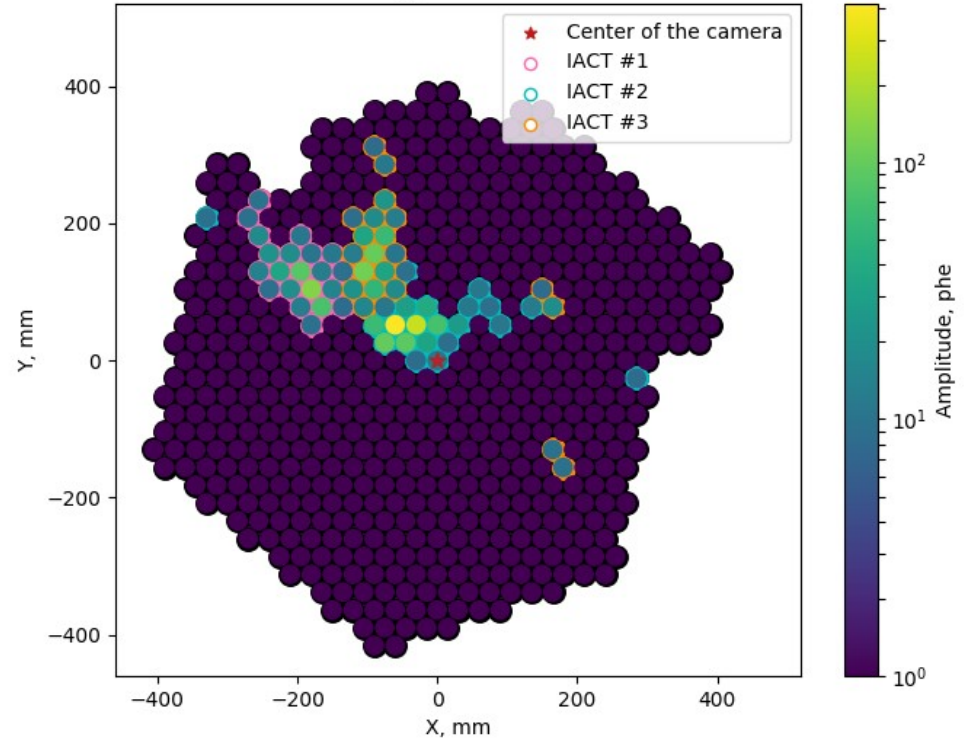


# IACT: Stereo mode (MC)

Gamma event  
Index#165  
Energy: 42.287 TeV

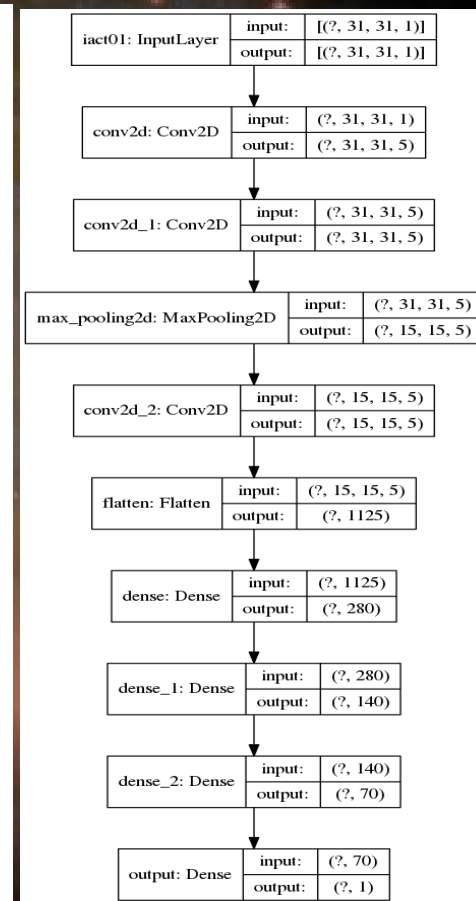
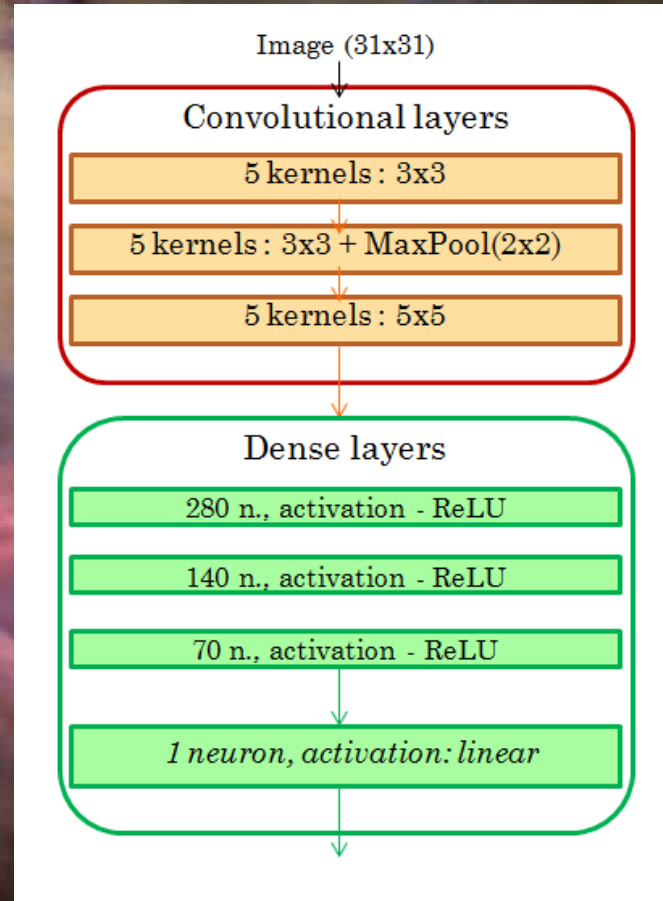


Proton event  
Index#72  
Energy: 42.945 TeV

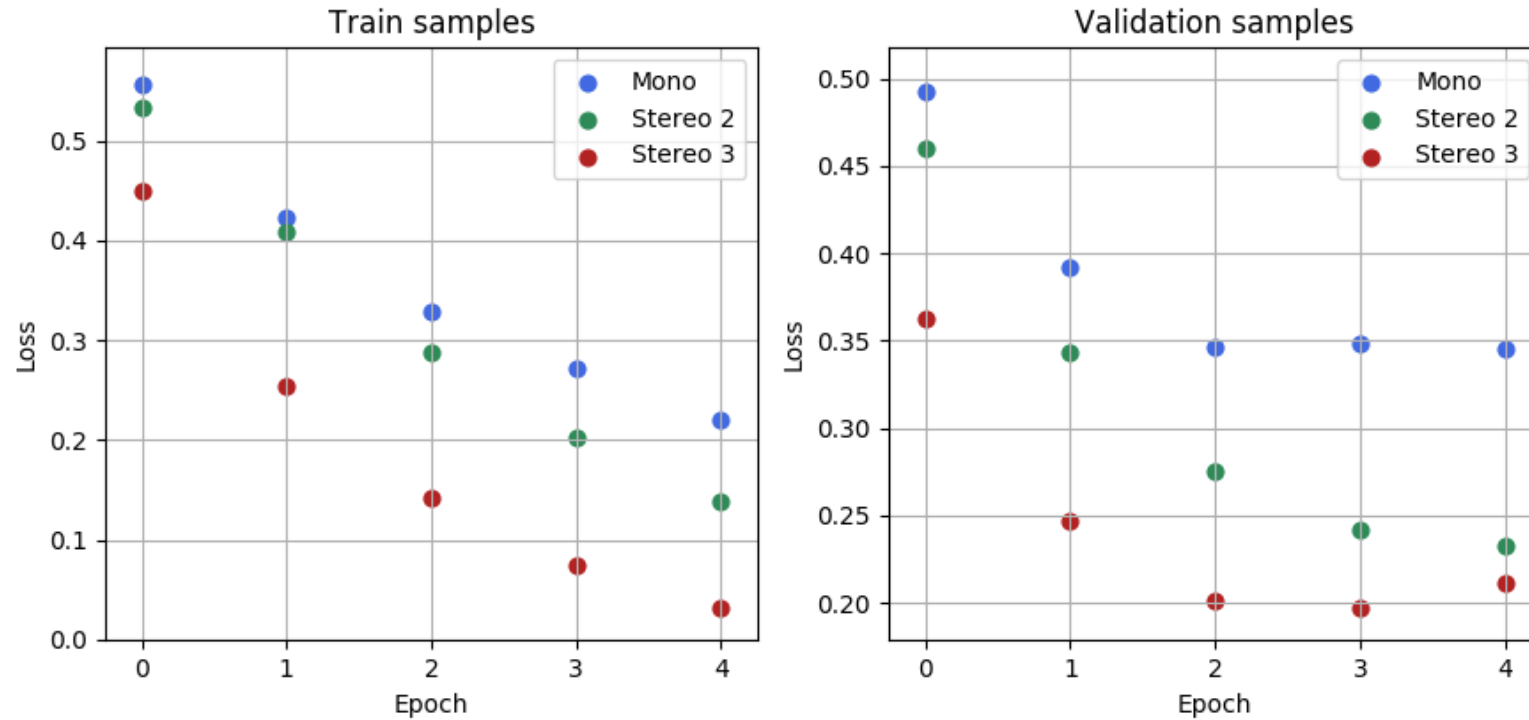


# IACT: CNN structure

- CNN Structure for mono mode
  - 3 convolutional layers
  - 3 dense layers
  - 1 output neuron
  - total number of weights is 365 471

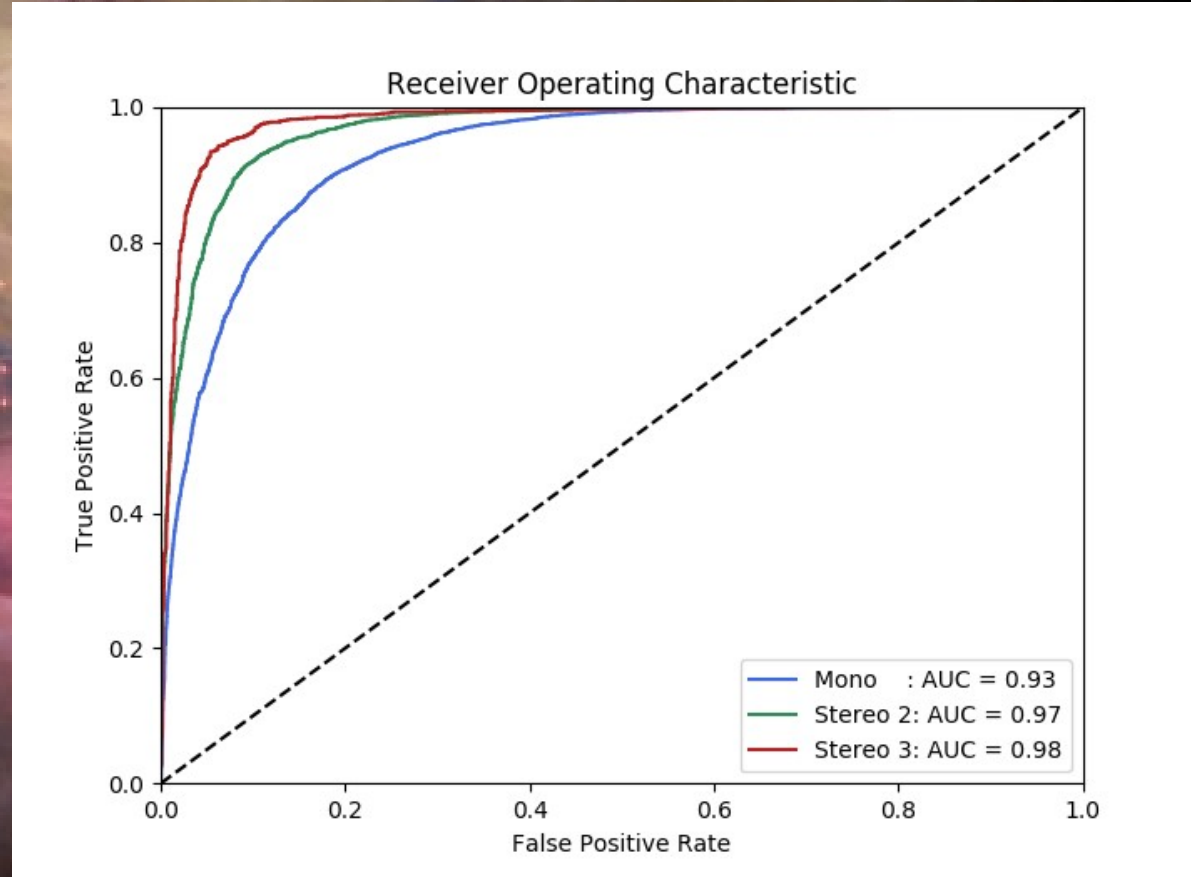


# Learning process



# IACT: ROC

- Receiver Operator Characteristic (ROC) is a dependence TPR from FPR
- The ROC curve is the curve most often used to represent the results of binary classification in machine learning.
- We have two classes: gammas and hadrons



# IACT: Particle type identification

	Train	$N_{\text{tot}}$	$N_g$	$N_{g,g}$ (TP)	$N_{h,g}$ (FP)	$S_{\text{before}}$	$S_{\text{after}}$	Q	Precision
Mono	44246	14748	7800	6948	213	64.23	476.07	7.44	0.95
Stereo2	44246	7374	3887	2090	45	63.94	439.30	6.86	0.98
Stereo3	44246	3246	1927	1014	14	72.09	577.65	8.01	0.99

- Signal/Noise relation
- Quality factor
- Precision

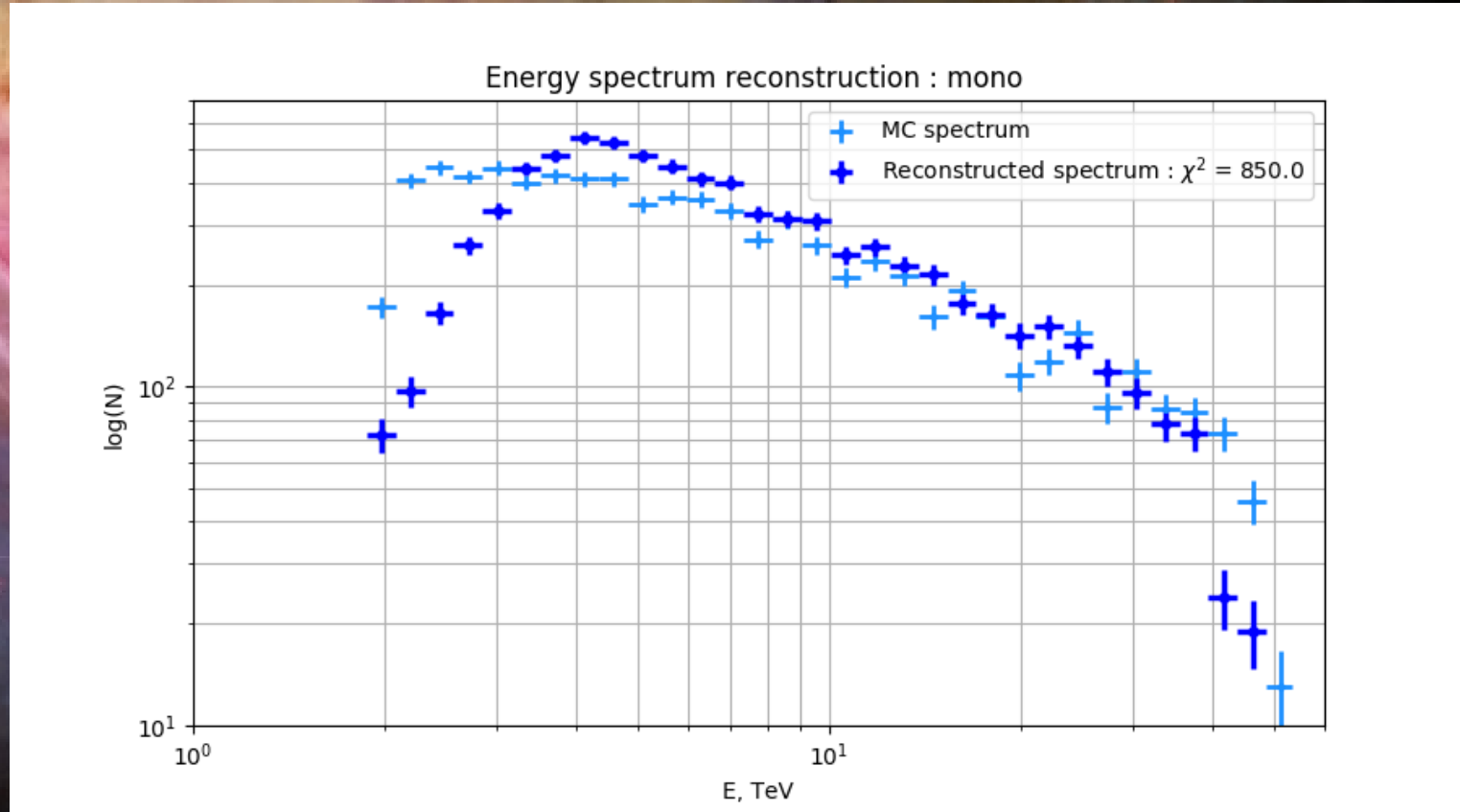
$$S_{\text{bef}} = N_g / \sqrt{N_h}$$
$$S_{\text{aft}} = N_{g,g} / \sqrt{N_{h,g}}$$

$$Q = S_{\text{aft}} / S_{\text{bef}} = (N_{g,g} / \sqrt{N_{h,g}}) / (N_g / \sqrt{N_h})$$

$$\text{Precision} = \text{TP} / (\text{TP} + \text{FP})$$

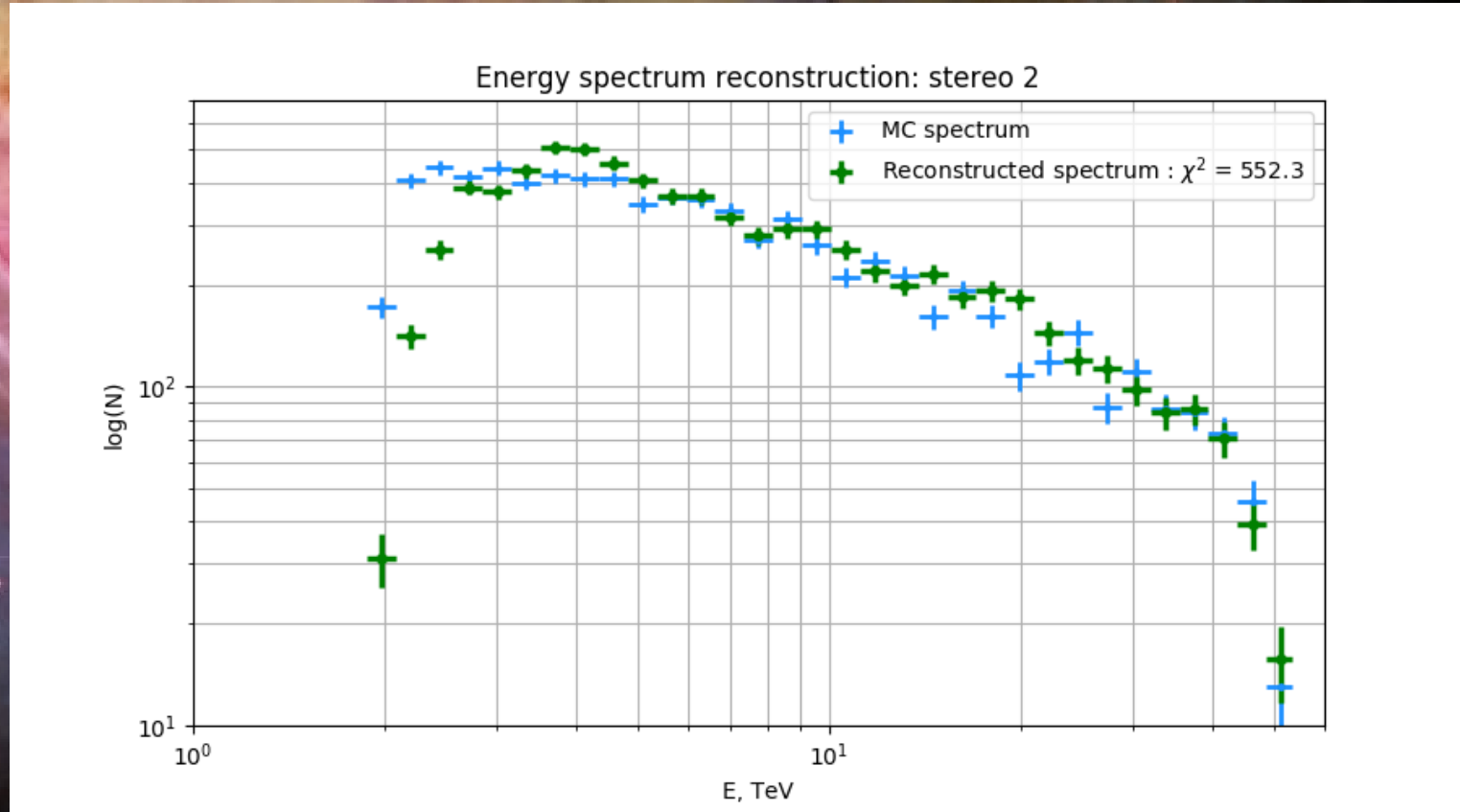
# IACT: Gamma spectrum (Mono)

- Rel. err = 0.32

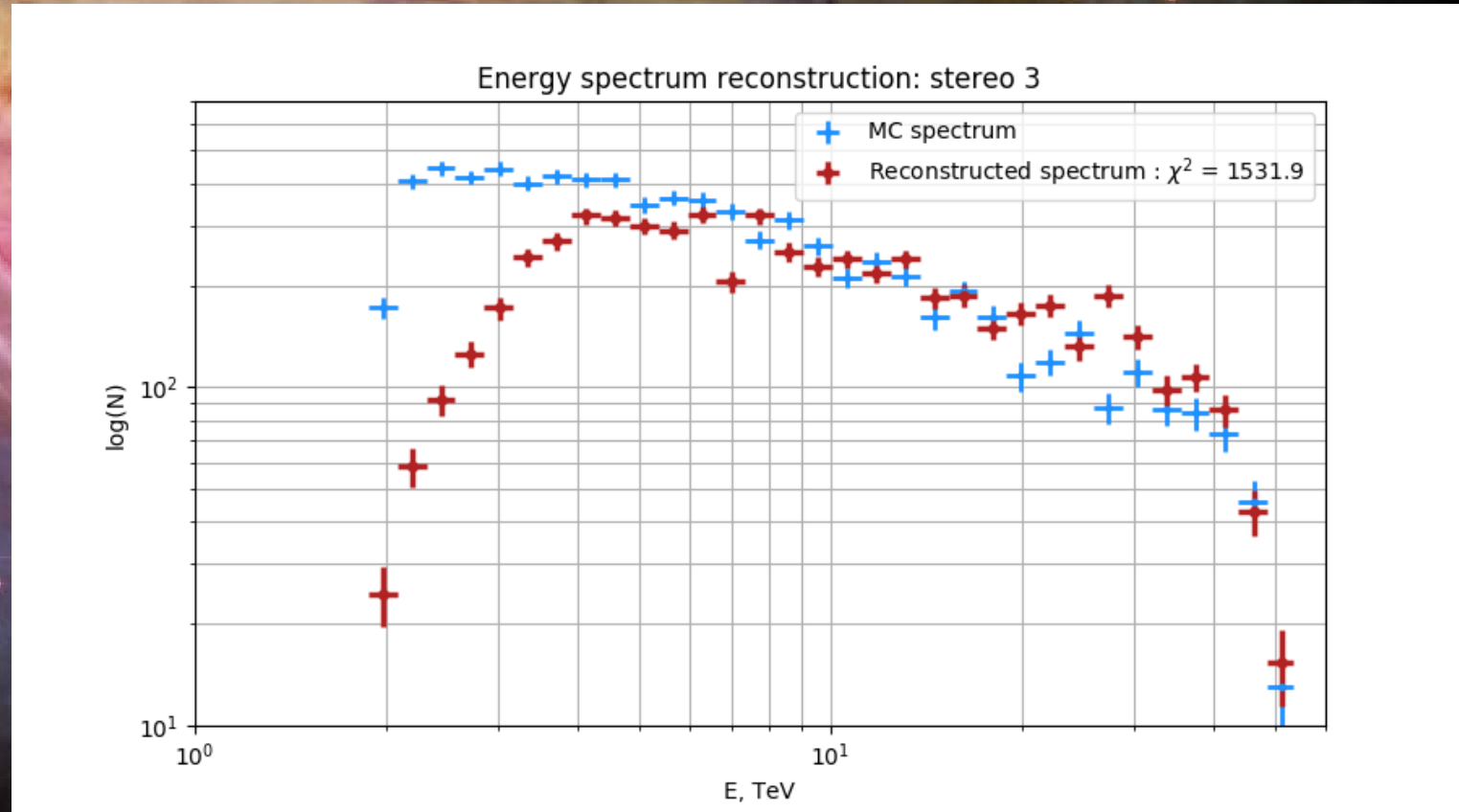




# IACT: Gamma spectrum (Stereo2)



# IACT: Gamma spectrum (Stereo3)



# Conclusion

- ML is a flexible and universal data analysis tool
- CNN gives good results for particle identification, energy and other parameter values from IACT images.
- To get much better results, you need to use a more complex ANN and much more MC events for both training and testing.



**Thank you for attention**

**QUESTIONS?**

# Back slides

Обозначения:

$N$  — номер прогона

$Eps$  — средняя относительная ошибка:  $Eps = 1/K * \sum(1..K, |E_{mc} - E_{rec}| / E_{mc})$ ,  $K$  — количество событий

$\langle Eps \rangle$  — средняя по прогонам относительная ошибка:  $\langle Eps \rangle = 1/N * \sum(1..N, Eps)$

$Sig^2$  — среднеквадратичная ошибка:  $Sig^2 = 1/K * \sum(1..K, (E_{mc} - E_{rec})^2 / K)$ ,  $K$  — количество событий

$\langle Sig^2 \rangle$  — средняя по прогонам среднеквадратичная ошибка:  $\langle Sig^2 \rangle = 1/N * \sum(1..N, Sig^2)$

$Hi^2$  — критерий хи-квадрат:  $Hi^2 = 1/K * \sum(1..M, (N_{mc} - N_{rec})^2 / N_{mc})$ ,  $N_{**}$  - число событий в бине спектра,  $M$  — количество бинов (40)

$\langle Hi^2 \rangle$  — средний по прогонам критерий хи-квадрат:  $\langle Hi^2 \rangle = 1/N * \sum(1..N, Hi^2)$

$N$	$Eps$	$\langle Eps \rangle$	$Sig^2$	$\langle Sig^2 \rangle$	$Hi^2$	$\langle Hi^2 \rangle$	Value of loss function in train set	Value of loss function in test set
1	0.339	0.327	5.86	5.85	0.163	0.166	4.46	5.86
2	0.317		5.89		0.131		4.29	5.89
3	0.316		5.87		0.136		3.82	5.87
4	0.407		6.78		0.267		4.44	6.78
5	0.301		5.73		0.132		4.26	5.73
6	0.321		5.81		0.217		4.23	5.82
7	0.315		5.65		0.123		4.21	5.65
8	0.315		5.63		0.140		4.42	5.63
9	0.308		5.66		0.180		4.19	5.66
10	0.325		5.60		0.168		4.53	5.60